

VPC ALPHA GRIP F/A-18C

Action	#	Description
Press		
Down		Trim Nose Down
Left		Trim Left
Up		Trim Nose Up
Right		Trim Right

Action	#	Description
Press		TDC Press
Down		
Left		
Up		
Right		
L/ R Axis		TDC Horizontal Axis
U/D Axis		TDC Vertical Axis

Action	#	Description
Press		Sensor Switch Press
Down		Sensor Switch Aft
Left		Sensor Switch Left
Up		Sensor Switch Fwd
Right		Sensor Switch Right

Action	#	Description
Red		Weapon Release
Press		TDC Press

Action	#	Description
Press		Uncage / Cage Button
Forward		AMRAAM
Right		Sidewinder
Aft		Gun
Left		Sparrow


Action	#	Description
1st Stage		
2nd Stage		
Scroll Up		
Scroll Down		

Action	#	Description
Press		
Forward/Up		Dispense Sw. Forw.
Back/Down		Dispense Sw. Aft.

Action	#	Description
1st Stage		
2nd Stage		Gun 2. Detent

Action	#	Description
Flip Up		Master ARM / SAFE Special
Press		

Action	#	Description
Pinkie		Undesignate / NWS Engage
Slider BTN		Autopilot / NWS Disengage
Slider Axis		



VPC CM3 THROTTLE - HANDLE, RIGHT SIDE

Action	#	Description
Press		
Press		RAID / FLIR FOV



Action	#	Description
Press		
Down		
Left/Back		
Up		
Right/ Forward		

Action	#	Description
Roll CW		Radar Elevation DOWN
Roll CCW		Radar Elevation UP
Press		ATC ON / OFF
Forward		COMM 1
Down		MIDS B
Aft		COMM 2
Up		MIDS A

Action	#	Description
Press		Dispense Sw. Aft.

Action	#	Description
Press		
Down		
Aft		Airbreak OUT
Up		
Forward		Airbreak IN

VPC CM3 THROTTLE - HANDLE, FRONT & LEFT

Action	#	Description
L/R Analog		TDC Horizontal Axis
U/D Analog		TDC Vertical Axis
Press		TDC Press


Action	#	Description
Axis		

Action	#	Description
Press		
Down		
Up		

Action	#	Description
Press		Night Vision Goggle ON/OFF
Roll CW		NVG Brightness UP
Roll CCW		NVG Brightness DOWN

Action	#	Description
Press		
Down		A/G Mode
Right		
Up		A/A Mode
Left		

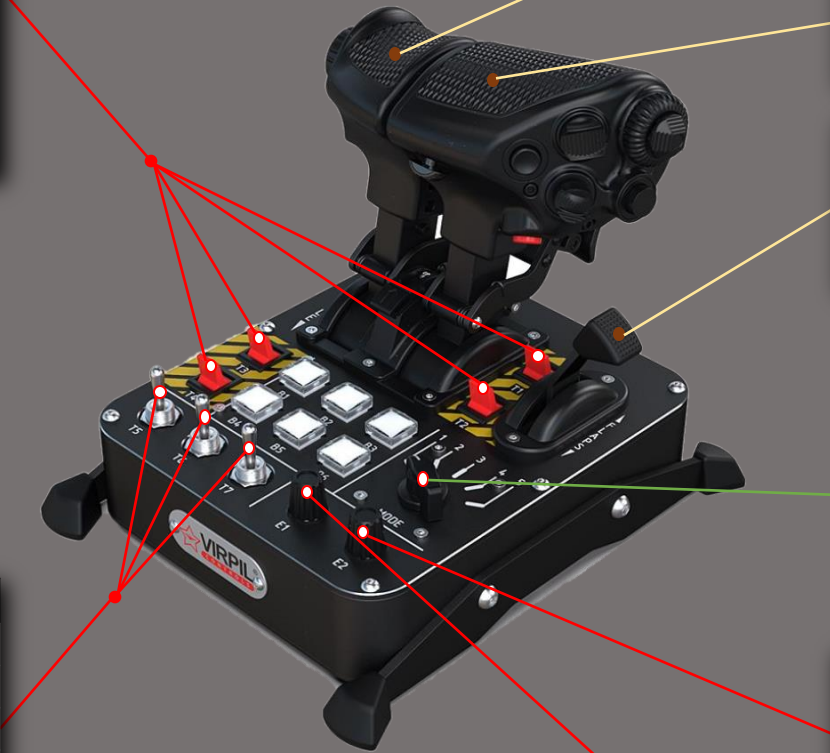
Action	#	Description
Press		Active Pause



VPC CM3 THROTTLE - BASE

Action	#	Description
T1 – Up		AAR Probe UP
T1 – Down		AAR Probe DOWN
T2 – Up		
T2 – Down		
T3 – Up		Hook UP
T3 – Down		Hook DOWN
T4 – Up		Taxi / Landing Light ON
T4 – Down		Taxi / Landing Light OFF

Action	#	Description
T5 – Up		Gear UP
T5 – Down		Gear DOWN
T6 – Up		Flap Lever UP
T6 – Down		Flap Lever DOWN
T7 – Up		
T7 – Down		



Action	#	Description
Left Axis		Throttle LEFT
Axis to Buttons %0		STOP Detent

Action	#	Description
Right Axis		Throttle RIGHT
Axis to Buttons %0		STOP Detent

Action	#	Description
Axis		Zoom Level
Axis To Buttons %100		
Axis To Buttons %0		

Mode Selector Switch
(Pages Through B1-B6 Buttons – See Next Page)

Action	#	Description
E2 – Press		
E2 – CCW		
E2 – CW		

Action	#	Description
E1 – Press		
E1 – CCW		
E1 – CW		

VPC CM3 THROTTLE - BASE BUTTONS

Mode 1 (Not Lit)		
B1		F1
B2		F10
B3		Kneeboard
B4		F2
B5		F6
B6		Master Caution

Mode 4 (Red)		
B1		
B2		
B3		
B4		
B5		
B6		

Mode 2 (Blue)		
B1	55	
B2		
B3		
B4		Time Decrease
B5		Time Back To Normal
B6		Time Increase

Mode 5 (Yellow)		
B1		
B2		
B3		
B4		
B5		
B6		

Mode 3 (Green)		
B1		TrackIR Precise
B2		TrackIR Pause
B3		TrackIR Re-Center
B4		
B5		
B6		

